GENOVA DIAGNOSTICS
3425 Corporate Way
Duluth, GA 30096

GI Effects Stool Profiles
NutriPATH

Patient: **FEMALE**
TEST

GI Effects™ Microbial Ecology Profile - Stool

Interpretation At-a-Glance

INFECTION

IMBALANCE

Beneficial Bacteria ▼



DIVERSITY ASSOCIATION



RELATIVE ABUNDANCE

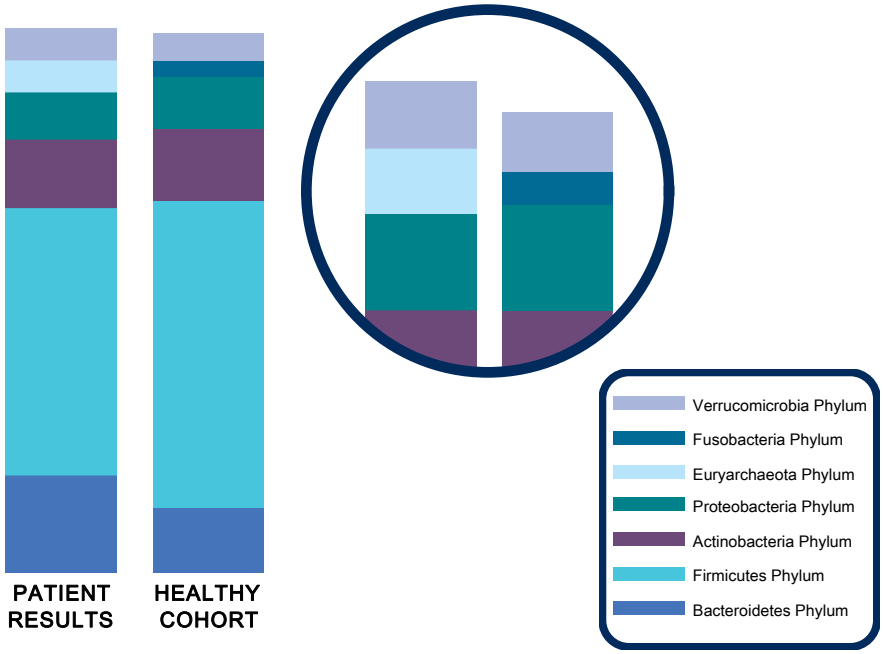

© Genova Diagnostics · Robert M. David, PhD, Lab Director · CLIA Lic. #11D0255349 · Medicare Lic. #34-8475 · Georgia Lab Lic. Code #067-007
New York Clinical Lab PFI #4578 · Florida Clinical Lab Lic. #800008124

GENOVA DIAGNOSTICS
3425 Corporate Way
Duluth, GA 30096

GI Effects Stool Profiles
NutriPATH Integrative Pathology Services

Patient: **FEMALE**
TEST

GI Effects™ Microbial Ecology Profile - Stool

Methodology: DNA by PCR

Gastrointestinal Microbiome

Commensal Bacteria (PCR)

	Result CFU/g stool		QUINTILE DISTRIBUTION 1st 2nd 3rd 4th 5th	Reference Range CFU/g stool
Bacteroidetes Phylum				
Bacteroides-Prevotella group	8.4**E7**			3.4**E6** - 1.5**E9**
Bacteroides vulgatus	1.3**E8**			<=2.2**E9**
Barnesiella spp.	1.6**E8**			<=1.6**E8**
Odoribacter spp.	8.8**E7**	H		<=8.0**E7**
Prevotella spp.	4.2**E6**			1.4**E5** - 1.6**E7**
Firmicutes Phylum				
Anaerotruncus colihominis	9.5**E6**			<=3.2**E7**
Butyrivibrio crossotus	<DL	L		5.5**E3** - 5.9**E5**
Clostridium spp.	2.9**E9**			1.7**E8** - 1.5**E10**
Coprococcus eutactus	<DL			<=1.2**E8**
Faecalibacterium prausnitzii	9.0**E8**			5.8**E7** - 4.7**E9**
Lactobacillus spp.	7.4**E8**			8.3**E6** - 5.2**E9**
Pseudoflavonifractor spp.	6.0**E7**			4.2**E5** - 1.3**E8**
Roseburia spp.	2.1**E9**			1.3**E8** - 1.2**E10**
Ruminococcus spp.	1.0**E9**			9.5**E7** - 1.6**E9**
Veillonella spp.	8.5**E6**			1.2**E5** - 5.5**E7**
Actinobacteria Phylum				
Bifidobacterium spp.	3.3**E8**			<=6.4**E9**
Bifidobacterium longum	<DL			<=7.2**E8**
Collinsella aerofaciens	5.1**E8**			1.4**E7** - 1.9**E9**

The gray-shaded portion of a quintile reporting bar represents the proportion of the reference population with results below detection limit.

Commensal results and reference range values are displayed in a computer version of scientific notation, where the capital letter "E" indicates the exponent value (e.g., 7.3E6 equates to 7.3 x 10^6 or 7,300,000).

© Genova Diagnostics · Robert M. David, PhD, Lab Director · CLIA Lic. #11D0255349 · Medicare Lic. #34-8475 · Georgia Lab Lic. Code #067-007
New York Clinical Lab PFI #4578 · Florida Clinical Lab Lic. #800008124

Methodology: DNA by PCR

Gastrointestinal Microbiome

Commensal Bacteria (PCR)

	Result CFU/g stool	QUINTILE DISTRIBUTION (1st 2nd 3rd 4th 5th)	Reference Range CFU/g stool
Proteobacteria Phylum			
Desulfovibrio piger	<DL		<=1.8**E7**
Escherichia coli	1.6**E6**		9.0**E4** -4.6**E7**
Oxalobacter formigenes	4.8**E5**		<=1.5**E7**
Euryarchaeota Phylum			
Methanobrevibacter smithii	1.2**E8** H		<=8.6**E7**
Fusobacteria Phylum			
Fusobacterium spp.	<DL		<=2.4**E5**
Verrucomicrobia Phylum			
Akkermansia muciniphila	2.6**E8**		>=1.2**E6**
Firmicutes/Bacteroidetes Ratio			
Firmicutes/Bacteroidetes (F/B Ratio)	24		12-620

The gray-shaded portion of a quintile reporting bar represents the proportion of the reference population with results below detection limit.

Commensal results and reference range values are displayed in a computer version of scientific notation, where the capital letter “E” indicates the exponent value (e.g., 7.3E6 equates to 7.3 x 10^6 or 7,300,000).

The Firmicutes/Bacteroidetes ratio (F/B Ratio) is estimated by utilizing the lowest and highest values of the reference range for individual organisms when patient results are reported as <DL or >UL.

© Genova Diagnostics · Robert M. David, PhD, Lab Director · CLIA Lic. #11D0255349 · Medicare Lic. #34-8475 · Georgia Lab Lic. Code #067-007
New York Clinical Lab PFI #4578 · Florida Clinical Lab Lic. #800008124

Methodology: Culture/MALDI-TOF MS, Automated and Manual Biochemical Methods, Vitek® 2 System Microbial identification and Antibiotic susceptibility

Gastrointestinal Microbiome

Bacteriology (Culture)

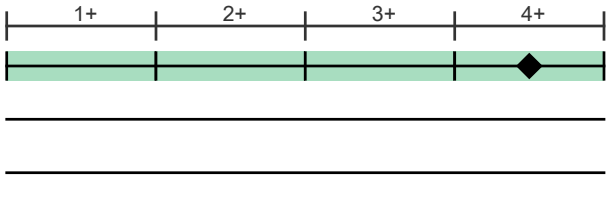

Lactobacillus spp.	4+	NP
Escherichia coli		NG
Bifidobacterium		NG

Additional Bacteria

alpha haemolytic Streptococcus	4+	NP
gamma haemolytic Streptococcus	4+	NP

Mycology (Culture)

NG

Human microflora is influenced by environmental factors and the competitive ecosystem of the organisms in the GI tract. Pathogenic significance should be based upon clinical symptoms.

Microbiology Legend

NG	NP	PP	P
No Growth	Non-Pathogen	Potential Pathogen	Pathogen

Additional Bacteria

Non-Pathogen: Organisms that fall under this category are those that constitute normal, commensal flora, or have not been recognized as etiological agents of disease.

Potential Pathogen: Organisms that fall under this category are considered potential or opportunistic pathogens when present in heavy growth.

Pathogen: The organisms that fall under this category have a well-recognized mechanism of pathogenicity in clinical literature and are considered significant regardless of the quantity that appears in the culture.

© Genova Diagnostics · Robert M. David, PhD, Lab Director · CLIA Lic. #11D0255349 · Medicare Lic. #34-8475 · Georgia Lab Lic. Code #067-007
New York Clinical Lab PFI #4578 · Florida Clinical Lab Lic. #800008124

Methodology: Direct Microscopic Examination, EIA

Parasitology

Microscopic Exam Results**

No Ova or Parasites seen

Parasitology

Parasite Recovery: Literature suggests that >90% of enteric parasitic infections may be detected in a sample from a single stool collection. Increased sensitivity results from the collection of additional specimens on separate days.

Parasitology EIA Tests

	In Range	Out of Range
Cryptosporidium◆	Negative	
Giardia lamblia◆	Negative	
Entamoeba histolytica◆	Negative	

*** Indicates testing performed by Genova Diagnostics, Inc. 63 Zillicoa St., Asheville, NC 28801-0174*
A. L. Peace-Brewer, PhD, D(ABMLI), Lab Director - CLIA Lic. #34D0655571 - Medicare Lic. #34-8475

Tests were developed and their performance characteristics determined by Genova Diagnostics. Unless otherwise noted with ◆, the assays have not been cleared or approved by the U.S. Food and Drug Administration.

© Genova Diagnostics · Robert M. David, PhD, Lab Director · CLIA Lic. #11D0255349 · Medicare Lic. #34-8475 · Georgia Lab Lic. Code #067-007
New York Clinical Lab PFI #4578 · Florida Clinical Lab Lic. #800008124

Methodology: EIA, Fecal Immunochemical Testing (FIT)

Additional Results

	Result	Expected Value
Color††	Brown	
Consistency††	Formed/Normal	

Lab Comments (if applicable)

††Results provided from patient input.

*** Indicates testing performed by Genova Diagnostics, Inc. 63 Zillicoa St., Asheville, NC 28801-0174*
A. L. Peace-Brewer, PhD, D(ABMLI), Lab Director - CLIA Lic. #34D0655571 - Medicare Lic. #34-8475

Tests were developed and their performance characteristics determined by Genova Diagnostics. Unless otherwise noted with ◆, the assays have not been cleared or approved by the U.S. Food and Drug Administration.

© Genova Diagnostics · Robert M. David, PhD, Lab Director · CLIA Lic. #11D0255349 · Medicare Lic. #34-8475 · Georgia Lab Lic. Code #067-007
New York Clinical Lab PFI #4578 · Florida Clinical Lab Lic. #800008124