

P: 1300 688 522
E: info@nutripath.com.au

16 HARKER STREET
BURWOOD VIC 3125

Dr.SAMPLE REPORT
TEST HEALTH CENTRE
123 TEST STREET
BURWOOD VIC 3125

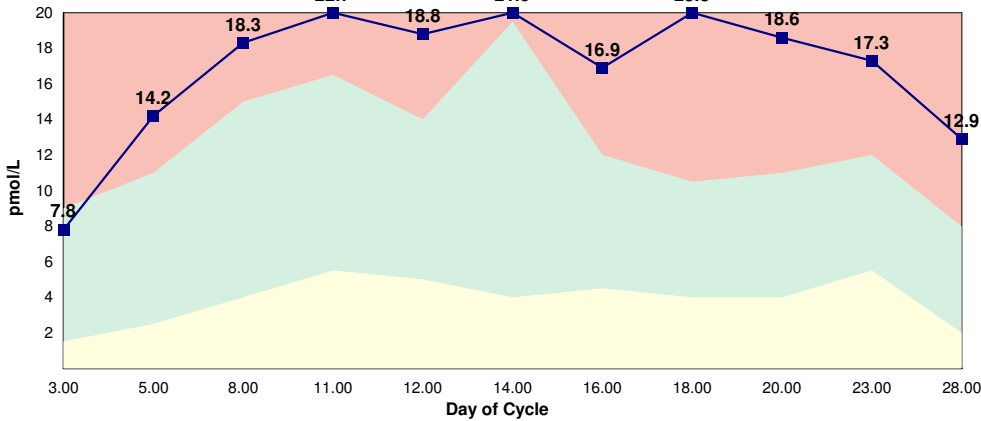
LAB ID : 3814052
UR NO. :
Collection Date : 09-May-2022
Received Date:09-May-2022



3814052

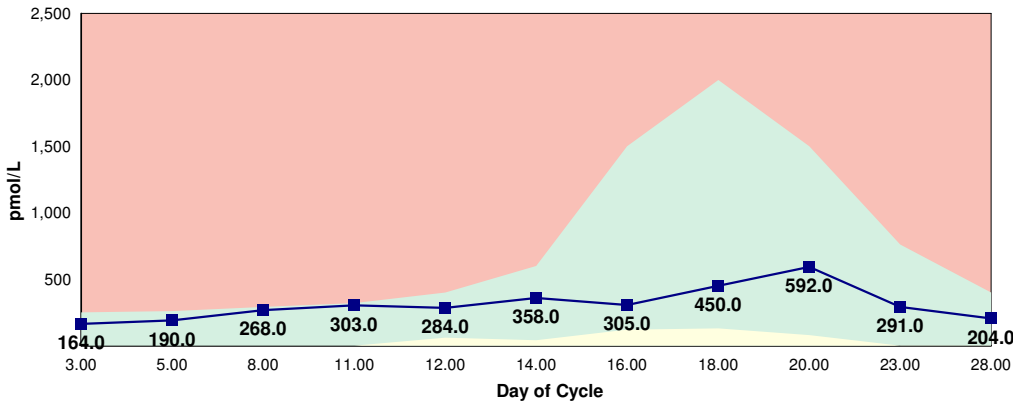
28 Day Female Cycle Hormone Profile

OESTRADIOL



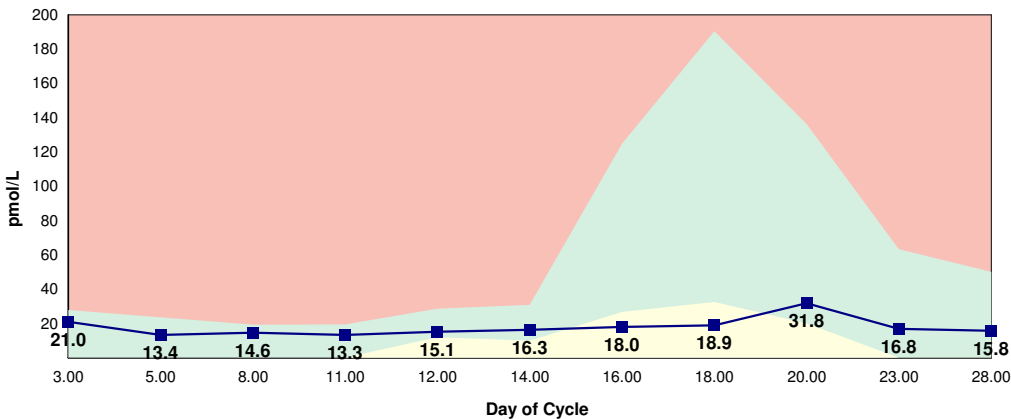
Day	Result (pmol/L)	Range
3	7.8	1.5 - 9.0
5	14.2 *H	2.5 - 11.0
8	18.3 *H	4.0 - 15.0
11	22.7 *H	5.5 - 16.5
12	18.8 *H	5.0 - 14.0
14	21.9 *H	4.0 - 19.5
16	16.9 *H	4.5 - 12.0
18	23.8 *H	4.0 - 10.5
20	18.6 *H	4.0 - 11.0
23	17.3 *H	5.5 - 12.0
28	12.9 *H	2.0 - 8.0

PROGESTERONE



Day	Result (pmol/L)	Range
3	164.0	0.0 - 250.0
5	190.0	0.0 - 260.0
8	268.0	0.0 - 290.0
11	303.0	0.0 - 320.0
12	284.0	60.0 - 400.0
14	358.0	40.0 - 600.0
16	305.0	120.0 - 1500.0
18	450.0	130.0 - 2000.0
20	592.0	80.0 - 1500.0
23	291.0	0.0 - 760.0
28	204.0	0.0 - 400.0

PROG/E2 RATIO



Day	Result (pmol/L)	Range
3	21.0	0.0 - 27.8
5	13.4	0.0 - 23.6
8	14.6	0.0 - 19.3
11	13.3	0.0 - 19.4
12	15.1	12.0 - 28.6
14	16.3	10.0 - 30.8
16	18.0 *L	26.7 - 125.0
18	18.9 *L	32.5 - 190.5
20	31.8	20.0 - 136.4
23	16.8	0.0 - 63.3
28	15.8	0.0 - 50.0



SAMPLE REPORT

09-May-1990 Female

P: 1300 688 522
E: info@nutripath.com.au

16 HARKER STREET
BURWOOD VIC 3125

Dr.SAMPLE REPORT
TEST HEALTH CENTRE
123 TEST STREET
BURWOOD VIC 3125

LAB ID : 3814052
UR NO. :
Collection Date : 09-May-2022
Received Date:09-May-2022



3814052

Testosterone Day 11

Result (pmol/L) Range
159.0 60.0 - 191.0



Comments :

The first half of the menstrual cycle (Follicular Phase) culminates in an estradiol peak between days 10-14 (in an optimal 28-day cycle - counting from the first day of the last menses). The second half of a 28-day menstrual cycle(Luteal Phase) should demonstrate a progesterone peak between days 18-22, which coincides with a smaller estradiol rise. Ovulation occurs 24-36 hours after the estradiol peak and 10-12 hours after a luteinizing hormone (LH) surge.

Alterations in this normal hormonal cycling may be indicative of an ovulation or luteal phase defects, which are associated with menstrual bleeding abnormalities. Finally, menstrual cycle lengths often vary from 24-35 days. While the follicular phase may vary in duration, the luteal phase is fixed at 14 days.