

P: 1300 688 522
E: info@nutripath.com.au

16 HARKER STREET
BURWOOD VIC 3125

Dr.SAMPLE REPORT
TEST HEALTH CENTRE
123 TEST STREET
BURWOOD VIC 3125

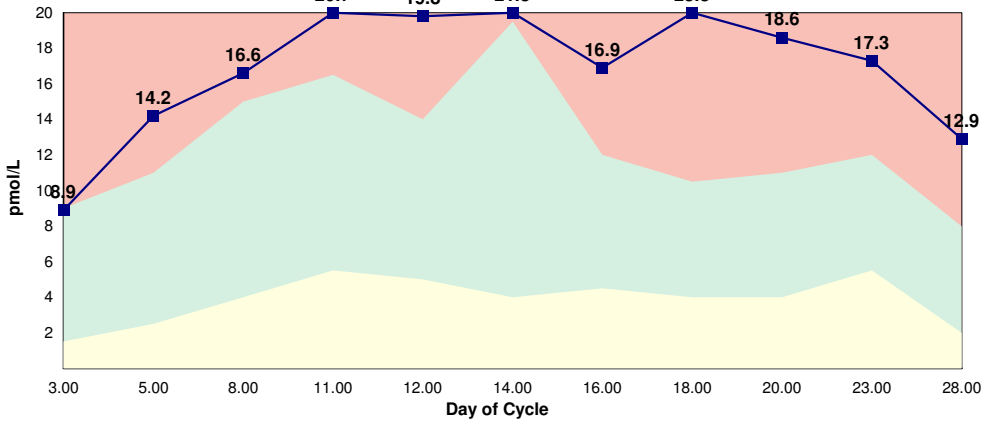
LAB ID : 3814059
UR NO. :
Collection Date : 09-May-2022
Received Date:09-May-2022



3814059

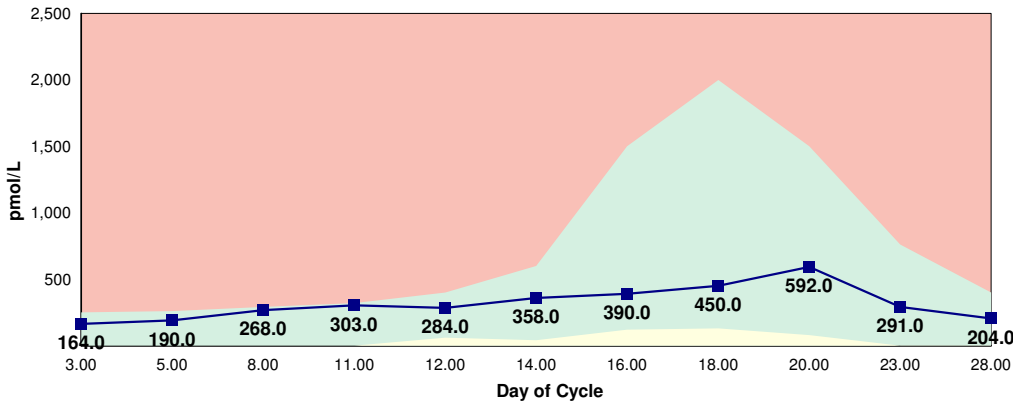
28 Day Female Cycle Hormone Profile

OESTRADIOL



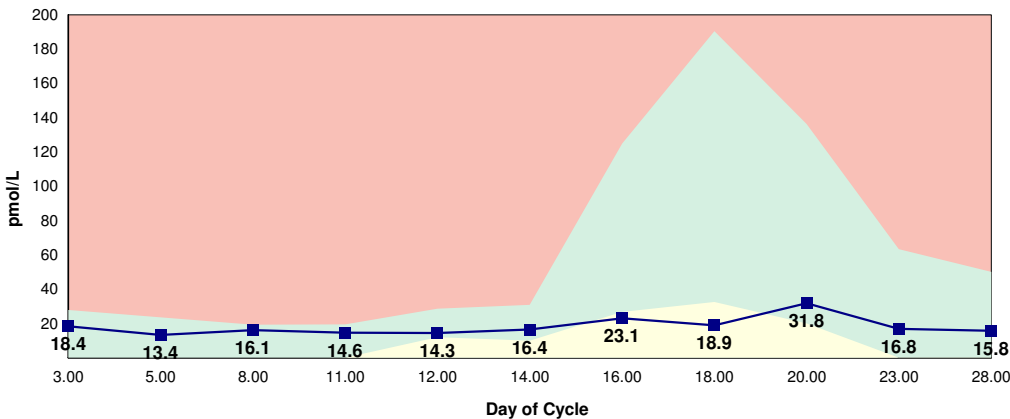
Day	Result (pmol/L)	Range
3	8.9	1.5 - 9.0
5	14.2 *H	2.5 - 11.0
8	16.6 *H	4.0 - 15.0
11	20.7 *H	5.5 - 16.5
12	19.8 *H	5.0 - 14.0
14	21.8 *H	4.0 - 19.5
16	16.9 *H	4.5 - 12.0
18	23.8 *H	4.0 - 10.5
20	18.6 *H	4.0 - 11.0
23	17.3 *H	5.5 - 12.0
28	12.9 *H	2.0 - 8.0

PROGESTERONE



Day	Result (pmol/L)	Range
3	164.0	0.0 - 250.0
5	190.0	0.0 - 260.0
8	268.0	0.0 - 290.0
11	303.0	0.0 - 320.0
12	284.0	60.0 - 400.0
14	358.0	40.0 - 600.0
16	390.0	120.0 - 1500.0
18	450.0	130.0 - 2000.0
20	592.0	80.0 - 1500.0
23	291.0	0.0 - 760.0
28	204.0	0.0 - 400.0

PROG/E2 RATIO



Day	Result (pmol/L)	Range
3	18.4	0.0 - 27.8
5	13.4	0.0 - 23.6
8	16.1	0.0 - 19.3
11	14.6	0.0 - 19.4
12	14.3	12.0 - 28.6
14	16.4	10.0 - 30.8
16	23.1 *L	26.7 - 125.0
18	18.9 *L	32.5 - 190.5
20	31.8	20.0 - 136.4
23	16.8	0.0 - 63.3
28	15.8	0.0 - 50.0



P: 1300 688 522
E: info@nutripath.com.au

SAMPLE REPORT

09-May-1990 Female

16 HARKER STREET
BURWOOD VIC 3125

Dr.SAMPLE REPORT
TEST HEALTH CENTRE
123 TEST STREET
BURWOOD VIC 3125

LAB ID : 3814059
UR NO. :
Collection Date : 09-May-2022
Received Date:09-May-2022



3814059

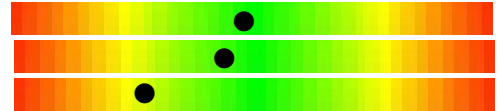
Testosterone Day 11

Result (pmol/L) Range
193.0 *H 60.0 - 191.0



Serum Hormones:

Follicle stimulating hormone (FSH)	4.5	mIU/mL	
Luteinizing hormone (LH)	3.2	mIU/mL	
Anti-Mullerian Hormone (AMH)	14.0		6.0-71.0



Comment:

The reference interval quoted above for the AMH assay is the age-related 2.5 - 97.5 percentiles.

Generally accepted fertility criteria (not age-related):

- <11.0 pmol/L: Suggestive of reduced ovarian reserve
- >24.0 pmol/L: Indicates the possibility of

1. Polycystic Ovarian Syndro
2. In post-menopausal females - granulosa cell tumo
3. Increased risk of Ovarian Hyperstimulation Syndrome in a stimulated cyc

AMH is produced by the granulosa cells of developing follicles, and provides an estimate of the number of primordial follicles. Particularly in younger women, a low AMH level does not exclude the possibility of fertility. Levels may be decreased in the latter part of the menstrual cycle and by the OC pill.

High dose biotin (Vitamin B7) can interfere in the AMH Plus assay, causing a falsely low result. High dose biotin may be used in the treatment of Multiple Sclerosis, and is present in certain vitamin supplements, particularly those for hair and nails. If the patient is on high dose.