

# 50 Inhalant Panel + Total IgE\*: IgE

16020 Linden Ave North, Shoreline, WA 98133, USA

Complete Report

**Provider:** Sample Report  
**Patient:**  
**Accession #:**  
**Collected:**

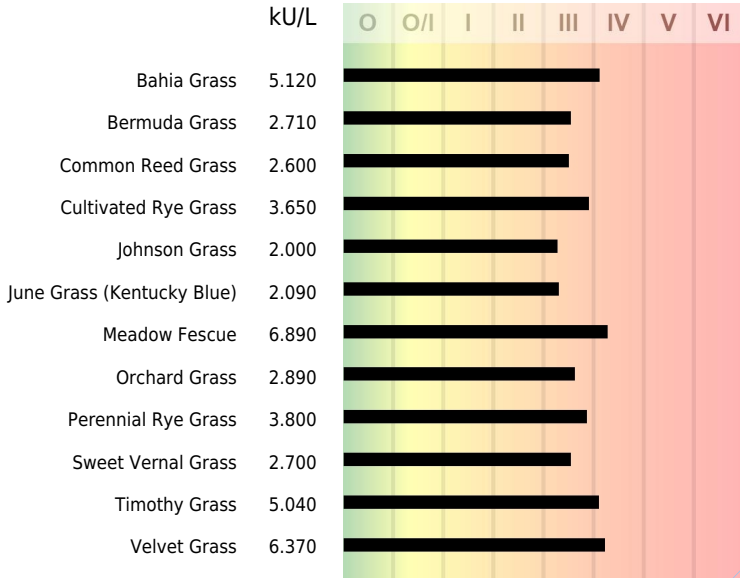
**Sex:**  
**Age:**  
**Received:**

**Sample Type:** Serum  
**Date of Birth:**  
**Completed:**

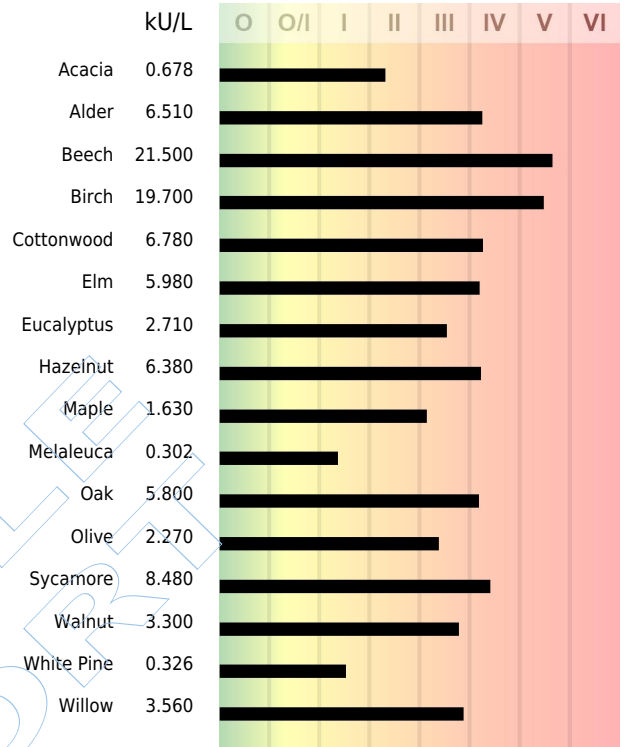
IgE ██████

CLIA #: 50D0965661  
 COLA accredited

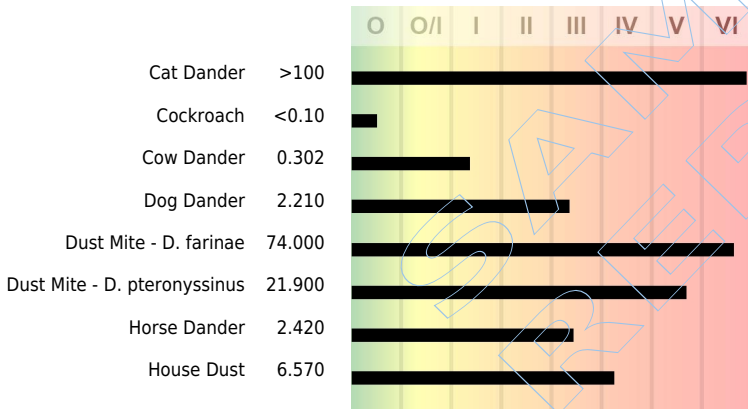
## Grasses



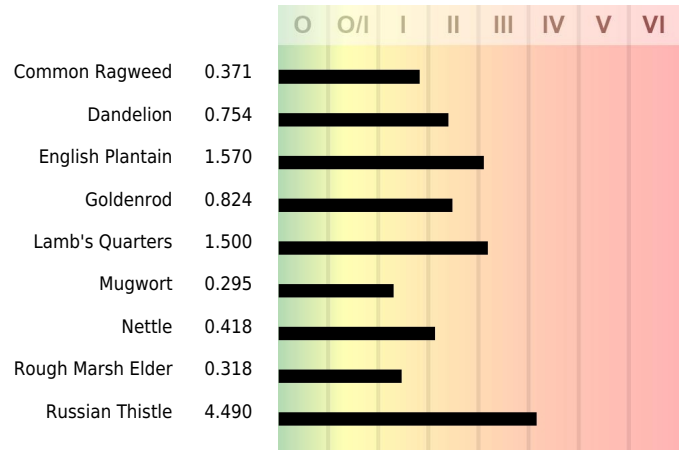
## Trees



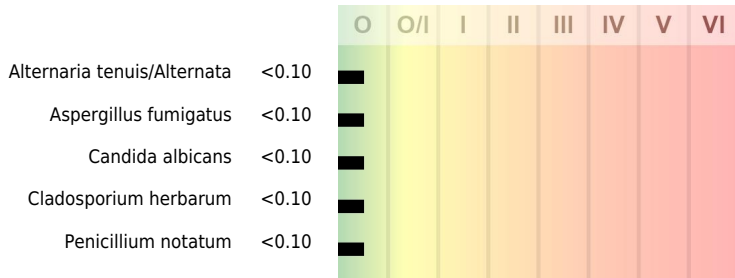
## Miscellaneous



## Weeds



## Molds



Total IgE\*: 269 IU/mL  
 Reference Range:  
 ≥10 years: ≤87.0 IU/mL  
 <10 years: Not available

Reaction Class

Director: Jillian Harrington, PhD, HCLD (ABB)

